



The United Nations Financial Situation

**Catherine Pollard
Under-Secretary-General
Management Strategy, Policy and Compliance**

United Nations

15 October 2024

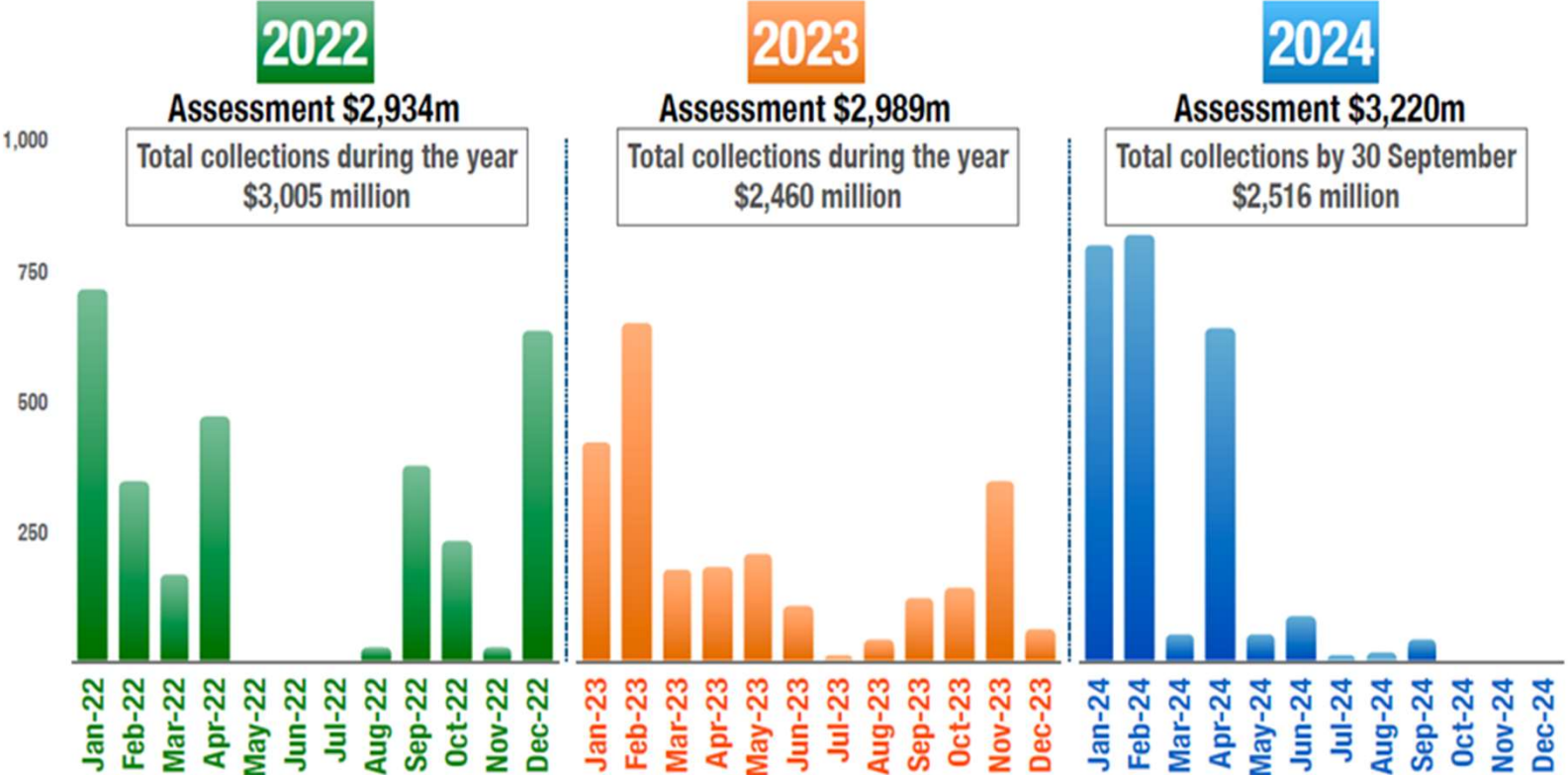
Chart 1 - Regular Budget Collection Trend

(US\$ millions)

Monthly collections continue to fluctuate, constraining timely allocation of resources to mandated activities.



United Nations
Financial Situation



■ Regular budget
■ Peacekeeping
■ Tribunals

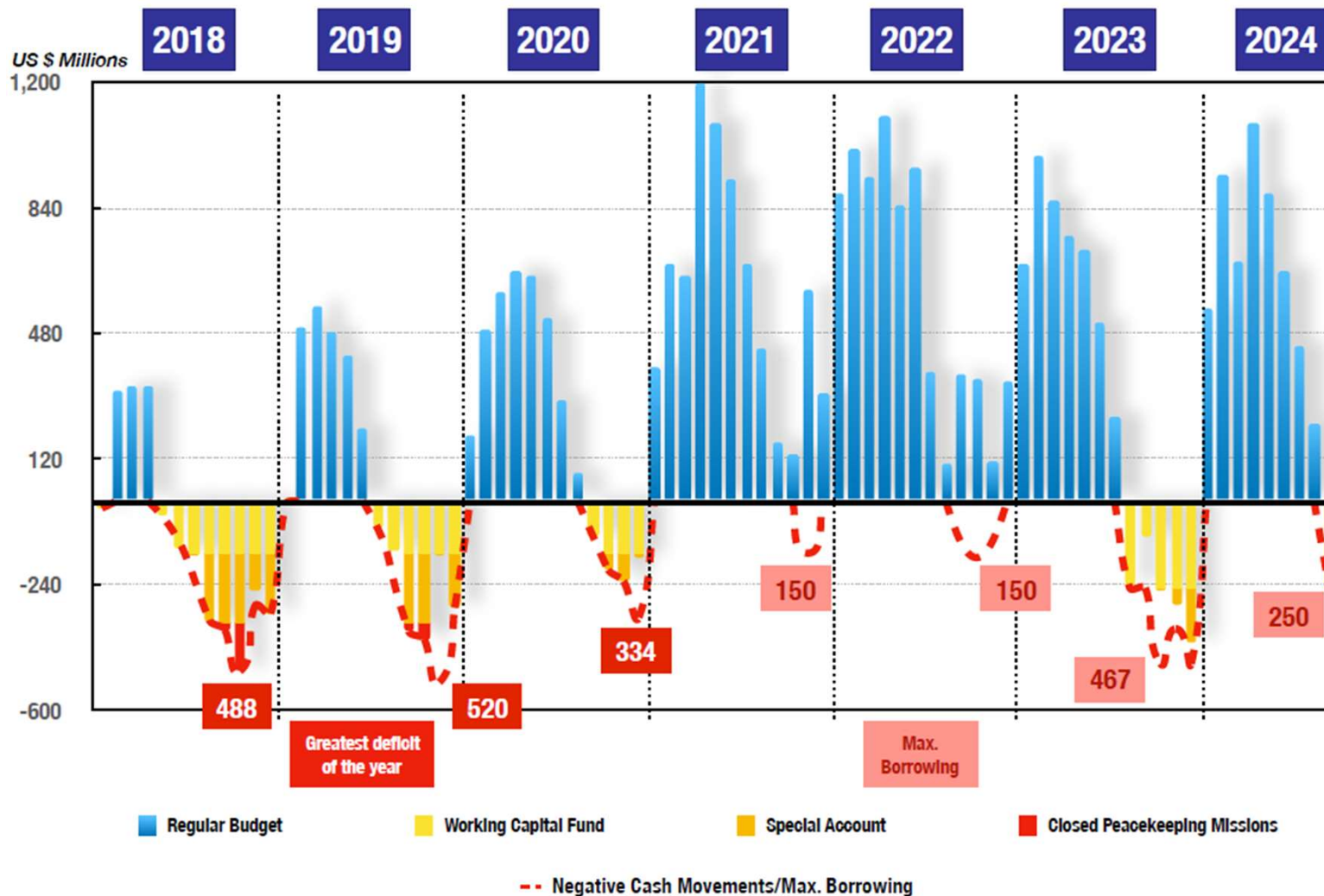
Chart 2 - Regular Budget Cash Balance Trend

(US\$ millions)

Active liquidity management from 2018 to 2021 has helped conserve cash for business continuity in the second half of each year. In 2022 no cash conservation was required. Lesser collections in 2023 and 2024 have warranted active liquidity management again.



United Nations
Financial Situation



■ Regular budget
■ Peacekeeping
■ Tribunals

Chart 3 - Regular Budget Cash Position

(US\$ millions)

Regular budget cash balance at the end of September was better this year compared to last year at the same time owing to the strict cash conservation measures introduced at the beginning of the year. These measures averted a potential disruption in August and delayed borrowing from the Working Capital Fund until September, compared to last year. In October we will also borrow from the Special Account as we did last year.

	30-Sep-23	31-Dec-23	30-Sep-24
Regular Budget	122	62	266
Working Capital Fund	-	-	-
Special Account	216	5	227
Combined General Fund	338	67	493



United Nations
Financial Situation

■ Regular budget
Peacekeeping
Tribunals

Chart 4 - Regular Budget Assessment Status

(US\$ millions)

Unpaid assessments at the end of the third quarter this year were the highest since 30 September 2020. The final position of year-end arrears will depend on collections in the fourth quarter.

	30-Sep-23	30-Sep-24
Opening balance (1 Jan.)	330	859
Assessments	2,989	3,220
Payments received	1,973	2,578
Unpaid assessments	1,346	1,501



United Nations
Financial Situation

■ Regular budget
Peacekeeping
Tribunals

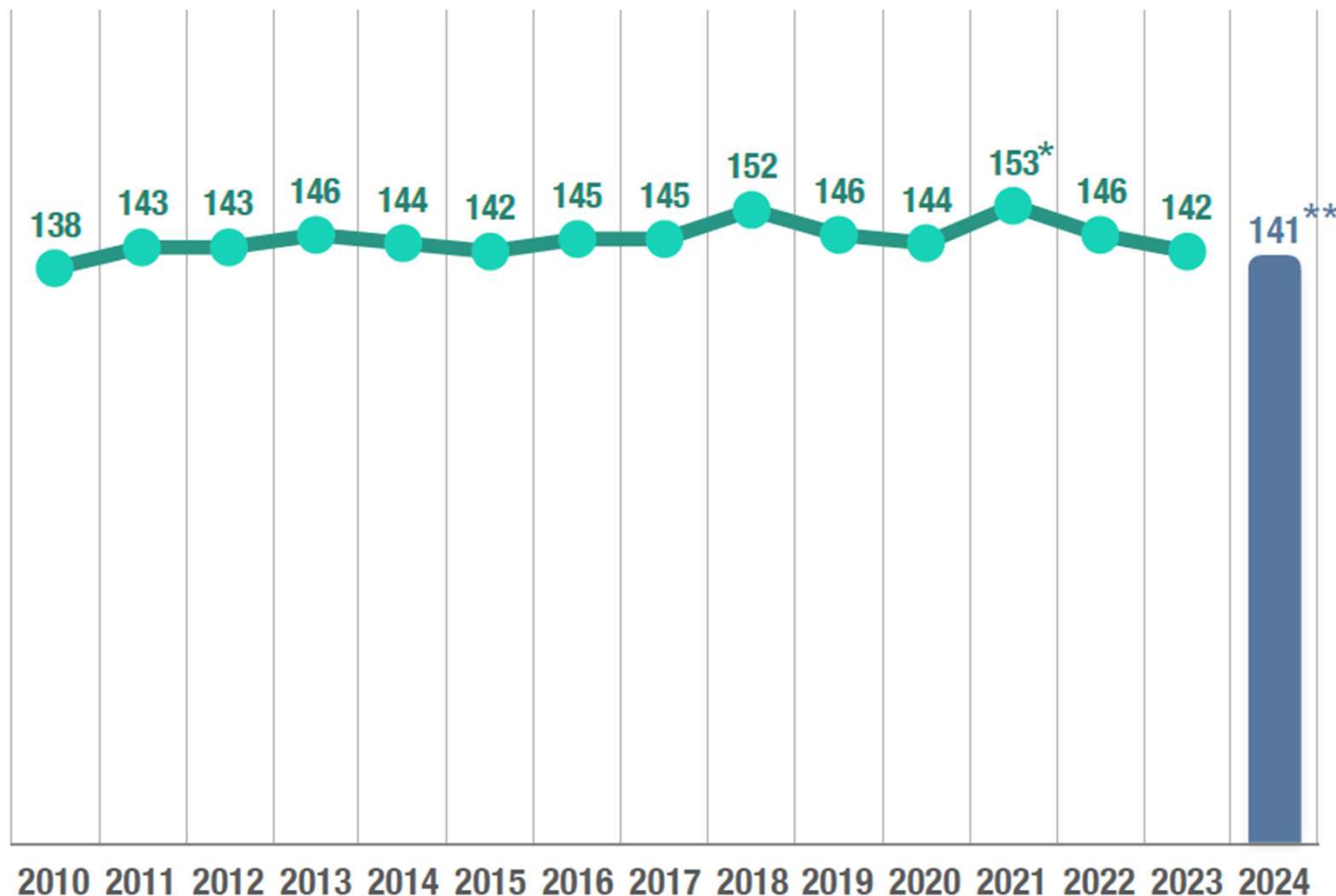
Chart 5 - Regular Budget Assessments

Number of Member States paying in full at Year-End

September 2024 tied the record of September 2018 for the highest number of Member States paying in full. We hope this trend continues throughout the remainder of 2024.



United Nations
Financial Situation



■ Regular budget
Peacekeeping
Tribunals

*Record number

**At 30 September 2024, compared to 137 Member States at 30 September 2023

Chart 6 - Regular Budget Assessments

Fully paid at 30 September 2024: **141** Member States*

Albania	Cuba	India	Morocco	Seychelles
Algeria	Cyprus	Indonesia	Mozambique	Singapore
Andorra	Czech Republic	Ireland	Namibia	Slovakia
Angola	Democratic Republic of the Congo	Italy	Nauru	Slovenia
Antigua and Barbuda	Denmark	Jamaica	Nepal	South Africa
Armenia	Djibouti	Japan	Netherlands	Spain
Australia	Dominica	Jordan	(Kingdom of the)	Sri Lanka
Austria	Dominican Republic	Kazakhstan	New Zealand	Sudan
Azerbaijan	Egypt	Kenya	Niger	Sweden
Bahamas	El Salvador	Kiribati	Nigeria	Switzerland
Bahrain	Equatorial Guinea	Kuwait	North Macedonia	Tajikistan
Barbados	Eritrea	Kyrgyzstan	Norway	Thailand
Belarus	Estonia	Lao People's Democratic Republic	Palau	Tonga
Belgium	Eswatini	Latvia	Papua New Guinea	Trinidad and Tobago
Belize	Ethiopia	Lesotho	Peru	Tunisia
Benin	Fiji	Liechtenstein	Philippines	Türkiye
Bhutan	Finland	Lithuania	Poland	Turkmenistan
Bosnia and Herzegovina	France	Luxembourg	Portugal	Tuvalu
Botswana	Gabon	Malaysia	Qatar	Ukraine
Brazil	Gambia	Maldives	Republic of Korea	United Arab Emirates
Brunei Darussalam	Georgia	Mali	Republic of Moldova	United Kingdom of Great Britain and Northern Ireland
Bulgaria	Germany	Malta	Romania	Uzbekistan
Burundi	Greece	Marshall Islands	Russian Federation	Vanuatu
Cambodia	Guatemala	Mauritius	Rwanda	Viet Nam
Canada	Guinea	Micronesia (Federated States of)	Saint Lucia	Zambia
Chad	Guyana	Monaco	Samoa	Zimbabwe
Colombia	Honduras	Mongolia	San Marino	
Comoros	Hungary	Montenegro	Saudi Arabia	
Croatia	Iceland		Senegal	
			Serbia	

* Compared to 137 Member States at 30 September 2023



United Nations
Financial Situation

■ Regular budget
Peacekeeping
Tribunals

Chart 7 - Unpaid Regular Budget Assessments at 30 September 2024

(52 Member States, \$1,501m)

Member state	Amount	Member state	Amount	Member state	Amount
Afghanistan	737,913	Guinea-Bissau	89,393	Saint Vincent and the Grenadines	60,762
Argentina*	42,090,043	Haiti	189,054	Sao Tome and Principe	550,510
Bangladesh**	315,089	Iran (Islamic Republic of)	2,925,865	Sierra Leone	31,509
Bolivia (Plurinational State of)	598,668	Iraq	4,033,134	Solomon Islands	60,762
Burkina Faso	148,373	Israel	1,656,268	Somalia	692,605
Cabo Verde	89,489	Lebanon	1,134,319	South Sudan	63,018
Cameroon	61,000	Liberia	31,509	Suriname	235,428
Central African Republic	60,762	Libya	567,160	Syrian Arab Republic	8,820
Chile	933,724	Madagascar	244,768	Timor-Leste	31,509
China	380,636,257	Malawi	63,018	Togo	121,525
Congo	303,811	Mauritania	50,980	Uganda	67,448
Costa Rica	1,517,390	Mexico	12,266,732	United Republic of Tanzania	1,487
Cote d'Ivoire	11,342	Myanmar	896,878	United States of America	995,228,463
Democratic People's Republic of Korea	156,596	Nicaragua	152,545	Uruguay	2,898,816
Ecuador	2,426,183	Oman	874,371	Venezuela (Bolivarian Republic of)	35,888,874
Ghana	1,316,444	Pakistan	1,278,467	Yemen	486,097
Grenada	31,509	Panama	6,117,758		
		Paraguay	692,431		
		Saint Kitts and Nevis	63,997		



United Nations
Financial Situation

■ Regular budget
Peacekeeping
Tribunals

*Partial payment subsequent to 30 September 2024

**Full payment subsequent to 30 September 2024

Chart 8 - Unpaid Regular Budget Assessments

(US\$ millions)

Member State	30-Sep-23	30-Sep-24
United States of America	930	995
China	246	381
Argentina	47	42*
Venezuela (Bolivarian Republic of)	30	36
Mexico	24	12
Panama	5	6
Iraq	-	4
Other Member States	64	25
Total	1,346	1,501

**Partial payment subsequent to 30 September 2024*



United Nations
Financial Situation

■ Regular budget
Peacekeeping
Tribunals

Chart 9 - Peacekeeping: Assessment Status

(US\$ millions)

As at 30 September 2024 unpaid assessment were lower compared to the previous scale period at 30 September 2021.

	Scale year			Scale year	
	1 Jul to 30 Sep 2020	1 Jul to 30 Sep 2021	1 Jul to 30 Sep 2022	1 Jul to 30 Sep 2023	1 Jul to 30 Sep 2024
Prior-years' balance (as at 1 July)	2,096	2,148	2,113	2,296	2,083
Assessments	4,382	2,897*	4,257	3,559	2,473*
Payments/credits received	3,722	2,763	2,659	2,577	2,724
Unpaid assessments	2,756	2,282	3,711	3,277	1,832**
Unpaid/Assessment (%)	63	79	87	92	74

* Peacekeeping assessments by September 2021 and 2024 were lower when compared to the same period in other fiscal years as assessments could not be issued for mandate periods beginning on 1 January due to the absence of a new scale for the forthcoming triennial.

**As of 30 September 2024, includes unpaid assessments within the 30-day due period for UNIFIL - \$69 million



United Nations
Financial Situation

Regular budget
Peacekeeping
Tribunals

Chart 10 - Peacekeeping Assessments

Fully paid at 30 September 2024: **59** Member States*



Algeria	Georgia	Oman
Australia	Germany	Palau
Austria	Hungary	Papua New Guinea
Bahamas	Iceland	Philippines
Bahrain	Indonesia	Poland
Barbados	Ireland	Portugal
Brazil	Israel	Republic of Korea
Bulgaria	Italy	Samoa
Canada	Japan	San Marino
Chad	Kiribati	Senegal
Croatia	Latvia	Singapore
Cyprus	Liechtenstein	Slovakia
Czech Republic	Luxembourg	Spain
Democratic Republic of the Congo	Malaysia	Sweden
Denmark	Monaco	Switzerland
Equatorial Guinea	Mozambique	Thailand
Finland	Netherlands (Kingdom of the)	Tonga
France	New Zealand	United Kingdom of Great Britain and Northern Ireland
Gabon	Niger	Zambia
Gambia	Norway	



United Nations
Financial Situation

Regular budget
■ Peacekeeping
Tribunals

* Compared to 41 Member States at 30 September 2023

Chart 11 - Unpaid Peacekeeping Assessments by operation at 30 September 2024

(US\$ millions)



United Nations
Financial Situation

Regular budget
■ Peacekeeping
Tribunals

Peacekeeping	2023/24 and prior	2024/25	Total
Active Missions			
UNDOF	2.6	15.3	17.9
UNIFIL	27.0	89.5	116.5
UNFICYP	6.3	8.5	14.8
MINURSO	28.0	12.0	40.0
UNMIK	22.7	11.3	34.0
MONUSCO	53.3	160.4	213.7
UNISFA	11.5	31.7	43.2
UNMISS	49.9	226.7	276.6
UNSOS	104.7	136.0	240.7
MINUSMA	164.0	34.4	198.4
MINUSCA	39.7	109.1	148.8
Subtotal	509.7	834.9	1,344.6
Closed Missions	487.4	-	487.4
Total	997.1	834.9	1,832.0

Chart 12 - Unpaid Peacekeeping Assessments

(US\$ millions)

Member States	30-Sep-23	30-Sep-24*
United States of America	1,494	883**
China	641	407
Saudi Arabia	256	96
Venezuela (Bolivarian Republic of)	92	93
Ukraine	80	79
Russian Federation	-	56
Belarus	36	37
Other Member States	678	181
Total	3,277	1,832

**Peacekeeping assessments at September 2024 were lower when compared to the same period in 2023 as assessments could not be issued for mandate periods beginning on 1 January due to the absence of a new scale for the forthcoming triennial.*

***Partial payment received subsequent to 30 September 2024*



United Nations
Financial Situation

Regular budget
Peacekeeping
Tribunals

Chart 13 – Advance Collections for Peacekeeping

(US\$ millions)

For the current peacekeeping fiscal period, assessments could not be issued for the period beginning on 1 January 2025 as the new scale of assessment is yet to be approved for the 2025-2027 period. Assessments issued in July for non-mandated periods - \$634 Million up to 31 December 2024.



United Nations
Financial Situation

Regular budget
■ Peacekeeping
Tribunals

Contributions collected for 'non-mandated' periods

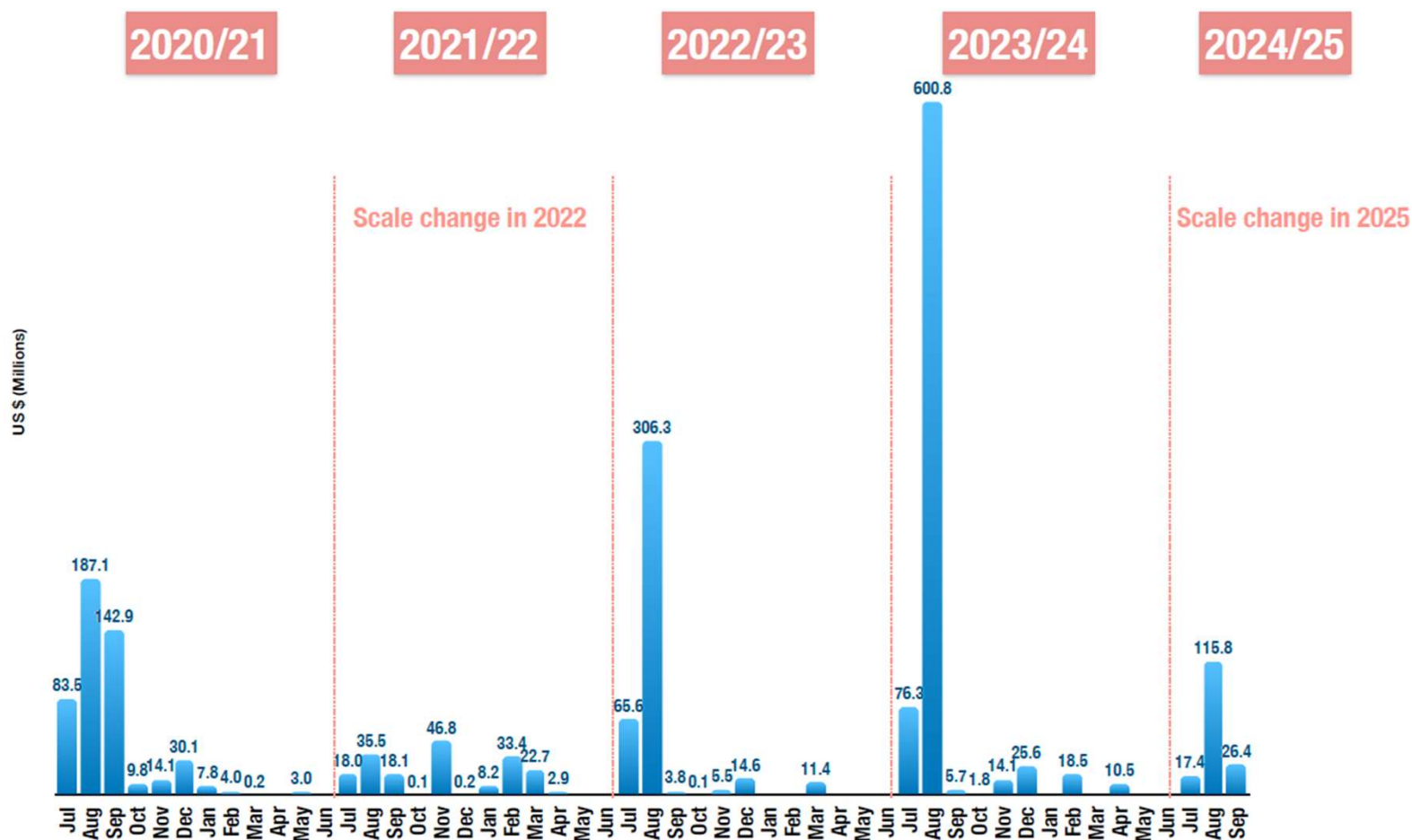


Chart 14 - Peacekeeping Assessments

Paid in full for the period 1 July to 31 December 2024 for all missions assessed in July 2024 including for non-mandated periods: **29** Member States*



Algeria	Gabon	Niger
Barbados	Gambia	Palau
Bosnia and Herzegovina	Germany	Papua New Guinea
Bulgaria	Indonesia	Senegal
Canada	Jamaica	Singapore
Chad	Japan	Spain
Croatia	Malaysia	Thailand
Democratic Republic of the Congo	Monaco	Tonga
Equatorial Guinea	Netherlands	Zambia
France	(Kingdom of the)	
	New Zealand	



United Nations
Financial Situation

Regular budget
■ Peacekeeping
Tribunals

**A new scale of assessment effective 1 January 2025 is yet to be approved.*

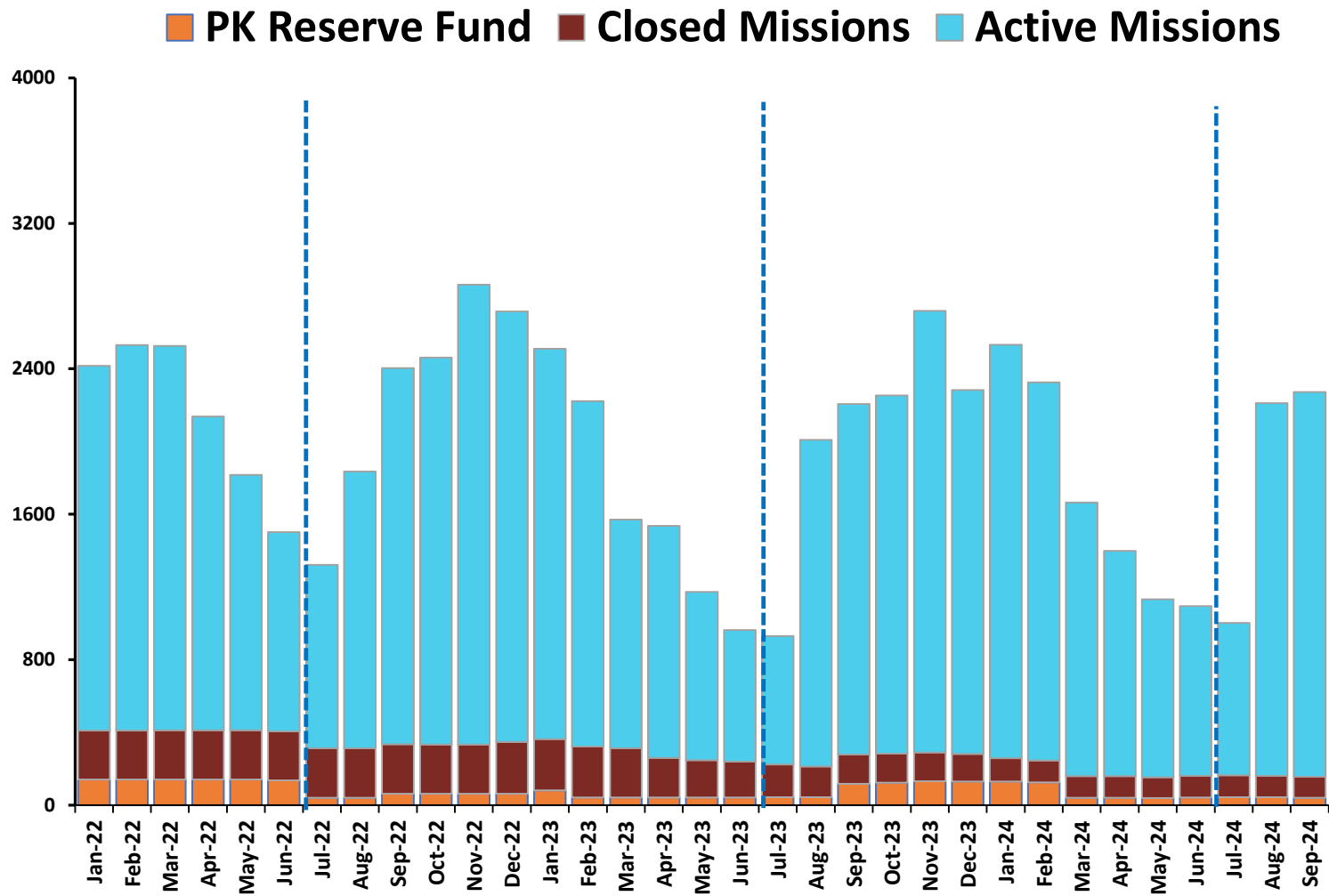
Chart 15 - Peacekeeping Cash Position for 2022-2024* (US\$ millions)

From July 2022 (A/RES/76/272), cash is borrowed from PK Reserve Fund before cash-pooling from active missions.



United Nations
Financial Situation

Regular budget
Peacekeeping
Tribunals



*Includes PK support activity funds

Chart 16 - Outstanding Payments to Member States

(US\$ millions)

Payments for troops/formed police units/COE claims are current for all missions however the payment of COE claims in June 2024 was settled later because the low cash balances in June.

	30-Jun-23	30-Jun-24	30-Sep-24
Troops/formed police units	-	-	-
COE claims (active missions)	224	171	-
Total active peacekeeping missions	224	171	-
COE claims (closed missions)	38	30	30*
Total	262	201	30



United Nations
Financial Situation

Regular budget
■ Peacekeeping
Tribunals

**Awaiting instructions from Member States to settle the outstanding COE claims.*

Chart 17 - Tribunal Assessments at 30 September 2024

(US\$ millions)



United Nations
Financial Situation

Regular budget
Peacekeeping

■ Tribunals

	Last Assessed	Assessed in 2024	Unpaid Assessments
MICT	January 2024	52	29
ICTY	January 2018	-	21
ICTR	January 2016	-	5
Total		52	55*

**Compared to \$60 million at 30 September 2023*

Chart 18 - Tribunal Assessments

Fully paid at 30 September 2024: **116** Member States*

Algeria	Cuba	Ireland	Nauru	Senegal
Andorra	Cyprus	Israel	Nepal	Singapore
Angola	Czech Republic	Italy	Netherlands	Slovakia
Armenia	Democratic Republic of the Congo	Japan	(Kingdom of the)	Slovenia
Australia		Jordan	New Zealand	South Africa
Austria	Dominican Republic	Kazakhstan	Niger	Spain
Azerbaijan	Egypt	Kenya	Nigeria	Sweden
Bahamas	Equatorial Guinea	Kiribati	Norway	Switzerland
Bahrain	Eritrea	Kuwait	Oman	Syrian Arab Republic
Barbados	Estonia	Kyrgyzstan	Papua New Guinea	Tajikistan
Belgium	Ethiopia	Latvia	Paraguay	Thailand
Belize	Fiji	Liechtenstein	Peru	Timor-Leste
Bhutan	Finland	Lithuania	Philippines	Tonga
Bosnia and Herzegovina	France	Luxembourg	Poland	Trinidad and Tobago
Botswana	Gabon	Malaysia	Portugal	Tunisia
Brazil	Gambia	Maldives	Qatar	Türkiye
Brunei Darussalam	Georgia	Malta	Republic of Korea	Tuvalu
Bulgaria	Germany	Marshall Islands	Republic of Moldova	Ukraine
Cambodia	Greece	Mauritius	Romania	United Kingdom of Great Britain and Northern Ireland
Canada	Guatemala	Mexico	Rwanda	
Chad	Haiti	Monaco	Saint Kitts and Nevis	Uruguay
China	Hungary	Mongolia	Saint Lucia	Uzbekistan
Colombia	Iceland	Montenegro	Samoa	Zimbabwe
Croatia	India	Mozambique	San Marino	

*Compared to 111 Member States at 30 September 2023



United Nations
Financial Situation

Regular budget
Peacekeeping

■ Tribunals

Chart 19 - Unpaid Tribunal Assessments

(US\$ millions)

Member States	30-Sep-23	30-Sep-24
Russian Federation	26	27
United States of America	20	21
Venezuela (Bolivarian Republic of)	2	2
Saudi Arabia	3	1
Iran (Islamic Republic of)	1	1
Other Member States	8	3
Total	60	55



United Nations
Financial Situation

Regular budget
Peacekeeping
■ Tribunals

Chart 20 - Tribunals Cash Position for 2022-2024

(US\$ millions)

As per resolution 76/272, surplus cash in closed Tribunals may be used for regular budget liquidity if needed, from January 2023.



United Nations
Financial Situation

Regular budget
Peacekeeping

■ Tribunals

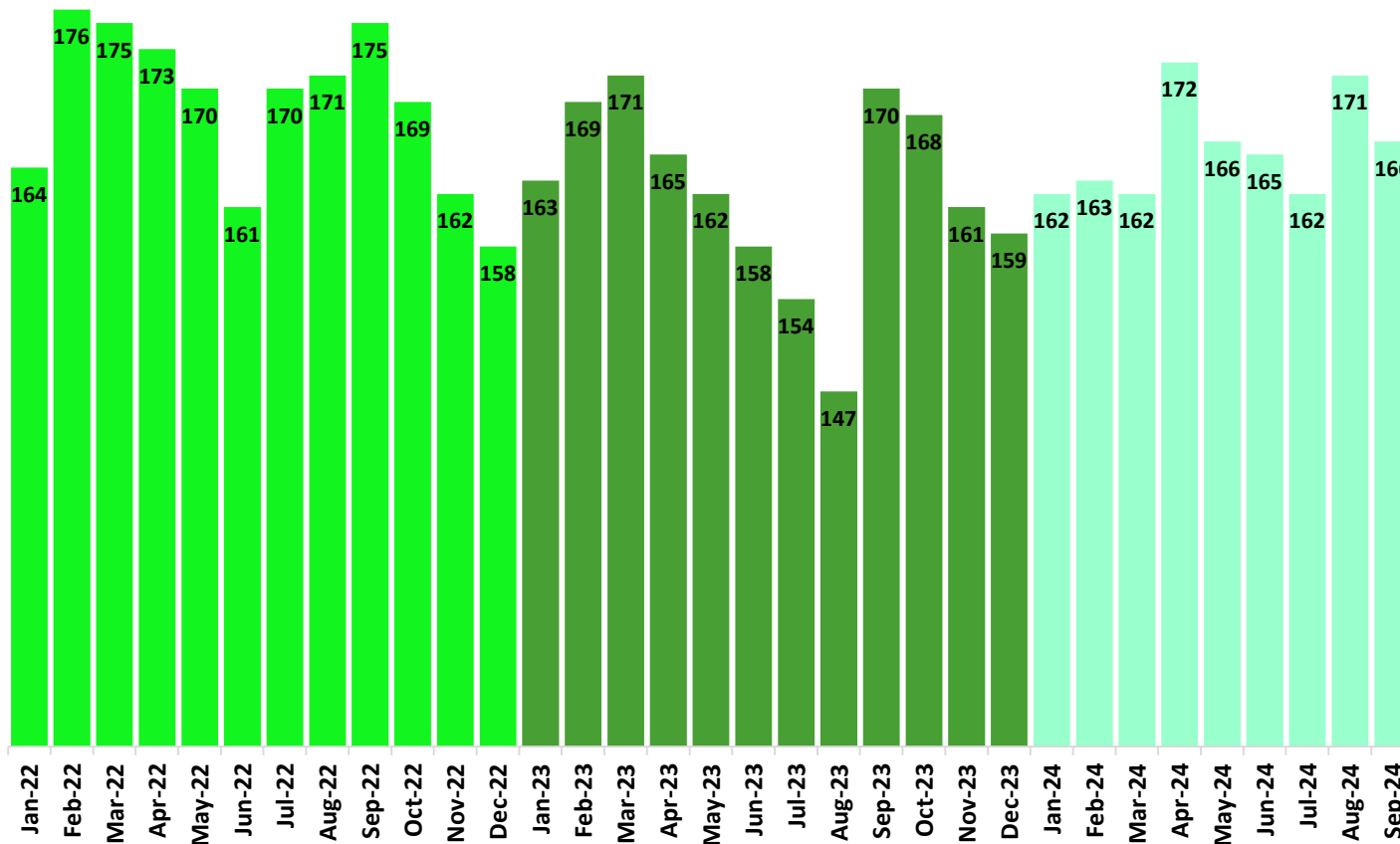


Chart 21 - Overview

(US\$ millions)



United Nations
Financial Situation

		31-Dec-22	31-Dec-23	30-Sep-23	30-Sep-24
Assessments	Regular budget	2,934	2,989	2,989	3,220
	Peacekeeping*	8,872	5,789	4,166	2,473
	Tribunals	72	67	67	52
Unpaid assessments	Regular budget	330	859	1,346	1,501
	Peacekeeping	3,040	2,889	3,277	1,832
	Tribunals	52	54	60	55
Cash on Hand**	Regular budget	341	(405)	(128)	16
	Peacekeeping	2,652	2,153	2,088	2,223
	Tribunals	158	159	170	166
Outstanding Payments to Member States***	Peacekeeping	112	30	78	30****

* Assessments and unpaid assessments do not include assessments for 'non-mandated period'. Also, assessments in 2022 are higher because they include assessments for 2021/22 due to change in scale from Jan.2022.

** Not including reserves

*** Not including letters of assist, and death and disability claims

****\$30 million relating to amounts owed in closed missions is awaiting instruction from Member States to settle COE claims

Chart 22 - All Assessments

Fully paid for all assessments due and payable at 15 October 2024:
58 Member States*

Algeria	Gambia	New Zealand
Armenia	Georgia	Niger
Australia	Germany	Norway
Austria	Hungary	Papua New Guinea
Bahamas	Iceland	Poland
Bahrain	Indonesia	Portugal
Barbados	Ireland	Republic of Korea
Bosnia and Herzegovina	Italy	Samoa
Brazil	Jamaica	San Marino
Bulgaria	Japan	Senegal
Canada	Kiribati	Singapore
Chad	Latvia	Slovakia
Croatia	Liechtenstein	Spain
Cyprus	Luxembourg	Sweden
Czech Republic	Malaysia	Switzerland
Democratic Republic of the Congo	Micronesia (Federated States of)	Thailand
Equatorial Guinea	Monaco	Tonga
Finland	Mozambique	Tuvalu
France	Netherlands	United Kingdom of Great Britain and Northern Ireland
Gabon	(Kingdom of the)	

**Compared to 44 Member States at 15 October 2023*



United Nations
Financial Situation